









# Cook Toss Up Chart

YEAR	DEM-HELD TOSS UPS	GOP-HELD TOSS UPS	RESULT
2016	Nevada (OPEN) ←	Indiana (OPEN) → Missouri (Blunt) → N. Hampshire (Ayotte) ← N.Carolina (Burr) → Pennsylvania (Toomey) → Wisconsin (Johnson) →	GOP won 5/7 (71%) 
2014	Alaska (Begich) → Arkansas (Pryor) → Colorado (Udall) → Iowa (OPEN) → Louisiana (Landrieu) → N. Hampshire (Shaheen) ← N. Carolina (Hagan) →	Georgia (OPEN) → Kansas (Roberts) →	GOP won 8/9 (89%) 
2012	Montana (OPEN) ← N. Dakota (OPEN) ← Virginia (OPEN) ← Wisconsin (OPEN) ← Connecticut (OPEN) ←	Arizona (OPEN) → Indiana (OPEN) ← Maine (OPEN) ← Massachusetts (Brown) ← Nevada (Heller) →	Dems won 8/10 (80%) 
2010	California (Boxer) ← Colorado (Bennet) ← Illinois (OPEN) → Nevada (Reid) ← Pennsylvania (Specter) → Washington (Murray) ← W. Virginia (Manchin) ←		Dems won 5/7 (71%) 
2008		Alaska (Stevens) ← Colorado (OPEN) ← Georgia (Chambliss) → Minnesota (Coleman) ← Mississippi (Wicker) → N. Hampshire (Sununu) ← N. Mexico (OPEN) ← N. Carolina (Dole) ← Oregon (Smith) ← Virginia (OPEN) ←	Dems won 8/10 (80%) 
2006	Maryland (OPEN) ← New Jersey (Menendez) ←	Missouri (Talent) ← Montana (Burns) ← Ohio (DeWine) ← Pennsylvania (Santorum) ← Rhode Island (Chafee) ← Tennessee (OPEN) → Virginia (Allen) ←	Dems won 8/9 (89%) 

---

2004	Florida (OPEN) → Louisiana (OPEN) → N. Carolina (OPEN) → S. Carolina (OPEN) → S. Dakota (Daschle) →	Alaska (Murkowski) → Colorado (OPEN) ← Kentucky (Bunning) → Oklahoma (OPEN) →	<b>GOP won 8/9 (89%)</b> 
------	---	--	---


---

2002	Georgia (Cleland) → Louisiana (Landrieu) ← Minnesota (OPEN) → Missouri (Carnahan) → S. Dakota (Johnson) ←	Arkansas (Hutchinson) ← Colorado (Allard) → N. Hampshire (OPEN) → Texas (OPEN) →	<b>GOP won 6/9 (67%)</b> 
------	---	---	---

---

2000	New York (OPEN) ← Virginia (Robb) →	Delaware (Roth) ← Florida (Mack) ← Michigan (Abraham) ← Minnesota (Grams) ← Missouri (Ashcroft) ← Montana (Burns) → Washington (Gorton) ←	<b>Dems won 7/9 (78%)</b> 
------	--	---	--

---

1998	California (Boxer) ← Kentucky (Ford) → Nevada (Reid) ← S. Carolina (Hollings) ← Wisconsin (Feingold) ←	New York (D'Amato) ← N. Carolina (Faircloth) ←	<b>Dems won 6/7 (86%)</b> 
------	--	---	--

---